

Date: 14th November 2025

To
The Corporate Relations Department,
BSE LIMITED
P J Towers, Dalal Street,
Mumbai- 400001

Dear Sir/ Madam,

Sub: Outcome of the Board Meeting
Ref: Scrip Code 517429

With reference to the subject cited, this is to inform the Exchanges that the Board of Directors of Athena Global Technologies Limited at their meeting held on Friday, 14th November, 2025 at the registered office of the Company and considered and approved the following:

1. Standalone & Consolidated Un-Audited financial results for the second quarter and half year ended 30th September 2025 copy enclosed as **Annexure-1.**
2. Standalone & Consolidated Un-Audited segment wise Revenue, Results, Assets and Liabilities Statement, Cash Flow Statement for the second quarter and half ended 30th September 2025 copy enclosed as **Annexure-2.**
3. Standalone & Consolidated Limited Review Report for the second quarter and half year ended 30th September 2025 copy enclosed as **Annexure-3.**
4. Disclosure under Regulation 32(1) of SEBI (Listing Obligations and Disclosure Requirements) Regulations, 2015 copy enclosed as **Annexure- 4**
5. Long-term Lease Agreement with Centaurus SPAV Ventures LLP.

Disclosure as required under Regulation 30 of SEBI LODR read with SEBI Circular No. SEBI/HO/CFD/CFDPoD-1/P/CIR/2023/123 dated July 13, 2023 read with SEBI Master Circular no. SEBI/HO/CFD/PoD2/CIR/P/0155 dated November 11, 2024, is enclosed as **Annexure 5.**

Meeting Commenced at 8.30 PM and concluded at 9.15 PM

This is for your information and records.


Thanking you,

Regards,
For Athena Global Technologies Limited

Gayathri Prithviraj
Company Secretary & Compliance Officer

ATHENA GLOBAL TECHNOLOGIES LIMITED

CIN No L74140TG1992PLC014182

 2nd floor, Unit No. 203 Gowra Palladium, Sy.No 8A & 8B1 in Survey Nos. 83/1, Serilingampally Mandal,
Ranga Reddy District, Hyderabad-500081 Telangana India.

ATHENA GLOBAL TECHNOLOGIES LIMITED						
STATEMENT OF STANDALONE FINANCIAL RESULTS FOR THE QUARTER AND HALF YEAR ENDED 30TH SEPTEMBER, 2025.						
(Rs in Lakhs except for EPS in Rupees)						
Particulars	Quarter ended			Half year ended		Year ended
	30.09.2025	30.06.2025	30.09.2024	30.09.2025	30.09.2024	31.03.2025
	(Unaudited)	(Unaudited)	(Unaudited)	(Unaudited)	(Unaudited)	(Audited)
Income:						
Revenue from operations	229.48	252.97	304.19	482.45	580.24	1,217.80
Other Income	104.31	54.95	67.31	159.26	131.58	247.79
Total Income (I)	333.79	307.92	371.50	641.71	711.82	1,465.60
Expenses:						
Cost of software sold	-	-	28.64	-	55.40	74.47
Employee benefits expense	170.63	190.17	188.21	360.81	406.02	828.20
Finance cost	252.22	252.07	284.99	504.28	569.06	1,206.58
Depreciation and amortization expense	31.79	31.52	1.56	63.31	3.39	46.92
Other expenses	290.07	90.03	211.38	380.10	295.29	632.52
Total Expenses (II)	744.70	563.79	714.78	1,308.49	1,329.16	2,788.70
III. Profit/(Loss) before exceptional items and tax (I - II)	(410.91)	(255.87)	(343.28)	(666.79)	(617.34)	(1,323.10)
IV. Exceptional Items	-	-	-	-	-	-
V. Profit/(Loss) before tax (III-IV)	(410.91)	(255.87)	(343.28)	(666.79)	(617.34)	(1,323.10)
VI. Tax expense:						
(1) Current tax	-	-	-	-	-	-
(2) Deferred tax	(2.87)	(14.57)	89.68	(17.44)	100.32	88.88
VII. Profit/(Loss) for the period (V-VI)	(408.04)	(241.30)	(432.96)	(649.34)	(717.66)	(1,411.98)
VIII. Other Comprehensive Income						
(a) Items that will not be reclassified to profit or loss (net of taxes)	-	-	-	-	-	-
(b) Items that will be reclassified to profit or loss. (Net of Taxes)	(8.38)	(25.00)	(7.24)	(33.38)	(5.57)	3.93
Total Other Comprehensive income	(8.38)	(25.00)	(7.24)	(33.38)	(5.57)	3.93
IX. Total Comprehensive Income for the period (VII+VIII)	(416.42)	(266.29)	(440.20)	(682.72)	(723.23)	(1,408.05)
X. Equity Share Capital: (Rs.10/- per Equity Share)	1,471.16	1,405.00	1,405.00	1,471.16	1,405.00	1,405.00
Other Equity						19,747.62
XI. Earning per equity share: (Not annualised for quarters)						
(1) Basic	(2.82)	(1.72)	(3.08)	(4.62)	(5.11)	(10.05)
(2) Diluted	(2.77)	(1.64)	(2.95)	(4.41)	(4.88)	(9.61)

ATHENA GLOBAL TECHNOLOGIES LIMITED

CIN No L74140TG1992PLC014182


2nd floor, Unit No. 203 Gowra Palladium, Sy.No 8A & 8B1 in Survey Nos. 83/1, Serilingampally Mandal, Ranga Reddy District, Hyderabad-500081 Telangana India.

+ (91) 4023119633

+ (91) 4023119614

info@athenagt.com

www.athenagt.com



Notes:

- 1) The Standalone financial results of the company have been prepared in accordance with Indian Accounting Standards (IND AS) notified under the Companies (Indian Accounting Standards) Rules, 2015 as amended by the companies (Indian Accounting Standards) (Amendment) Rules, 2016.
- 2) The aforementioned Standalone financial results are reviewed by the Audit Committee of the Board and subsequently taken on record by the board of directors at its meeting held on 14.11.2025.
- 3) The aforementioned Standalone financial results are reviewed by the Statutory Auditors of the Company as per Regulation 33 of the SEBI (Listing Obligation and Disclosure Requirements) Regulations, 2015.
- 4) Other Income includes accrued interest of Rs. 36.25 lakhs and Rs. 72.12 lakhs on loan given to subsidiary company Medley Medical Solutions Pvt Ltd for quarter ended 30th September, 2025 and for the half year ended 30th September, 2025 respectively. Further, it includes accrued interest of Rs. 36.04 lakhs and Rs. 53.13 lakhs on loan given to subsidiary company Tutoroot Technologies Pvt Ltd for quarter ended 30th September, 2025 and for the half year ended 30th September, 2025 respectively.
- 5) Figures for the previous year/period have been regrouped/reclassified where ever necessary to confirm to the current year's/period's presentation without materially affecting the financial results
- 6) The Standalone financial results for the quarter and half year ended 30.09.2025 are also available on the Bombay Stock Exchange website and on the Company's website i.e. www.bseindia.com and www.athenagt.com

Place : Hyderabad
Date : 14th November, 2025

For Athena Global Technologies Ltd


(M. Satyendra)
Chairman & Managing Director

ATHENA GLOBAL TECHNOLOGIES LIMITED						
STATEMENT OF CONSOLIDATED FINANCIAL RESULTS FOR THE QUARTER AND HALF YEAR ENDED 30TH SEPTEMBER, 2025.						
(Rs in Lakhs except for EPS in Rupees)						
Particulars	Quarter ended			Half year ended		Year ended
	30.09.2025	30.06.2025	30.09.2024	30.09.2025	30.09.2024	31.03.2025
	(Unaudited)	(Unaudited)	(Unaudited)	(Unaudited)	(Unaudited)	(Audited)
I. Income						
Revenue from operations	256.92	302.22	437.25	559.14	853.96	1,562.44
Other Income	33.70	1.99	17.51	35.69	20.15	66.18
Total Income (I)	290.62	304.21	454.76	594.83	874.11	1,628.62
II. Expenses:						
Cost of goods sold/services rendered	36.23	-	28.62	36.23	96.64	115.73
Employee benefits expense	254.27	272.90	286.17	527.17	601.42	1,237.03
Finance cost	288.96	262.53	280.30	551.50	549.09	1,204.48
Depreciation and amortization expense	38.70	35.41	3.09	74.12	9.91	61.09
Other expenses	321.77	168.41	206.58	490.18	456.87	932.94
Total Expenses (II)	939.94	739.25	804.75	1,679.20	1,713.94	3,551.27
III. Profit/(Loss) before exceptional items and tax (I - II)	(649.33)	(435.04)	(350.00)	(1,084.36)	(839.83)	(1,922.65)
IV. Exceptional Items	-	-	-	-	-	-
V. Profit/(Loss) before tax (III-IV)	(649.33)	(435.04)	(350.00)	(1,084.36)	(839.83)	(1,922.65)
VI. Tax expense:						
(1) Current tax	-	-	-	-	-	-
(2) Deferred tax	(11.91)	(1.40)	118.80	(13.32)	103.11	91.77
VII. Profit/(Loss) for the period (V-VI)	(637.41)	(433.64)	(468.80)	(1,071.05)	(942.94)	(2,014.42)
VIII Other Comprehensive Income						
(i) Items that will not be reclassified to profit or loss (net of taxes)	(17.01)	(3.09)	(0.50)	(20.10)	(0.60)	(1.60)
(ii) Items that will be reclassified to profit or loss (net of Taxes)	(8.36)	(25.00)	(7.24)	(33.36)	(5.57)	3.93
Total Other Comprehensive income	(25.38)	(28.08)	(7.74)	(53.46)	(6.17)	2.33
IX. Total Comprehensive Income for the period (VII+VIII)	(662.79)	(461.72)	(476.54)	(1,124.50)	(949.11)	(2,012.09)
X. Equity Share Capital:	1,471.16	1,405.00	1,405.00	1,471.16	1,405.00	1,405.00
(Rs.10/- per Equity Share)						
Other Equity						16,469.50
Total Comprehensive Income attributable to:						
a) Owners of the company	(658.53)	(454.59)	(436.94)	(1,113.13)	(870.24)	(1,985.15)
b) Non Controlling Interest	(4.25)	(7.12)	(39.60)	(11.38)	(78.87)	(26.94)
XI. Earning per equity share: (not Annualised)						
(1) Basic	(4.40)	(3.09)	(3.34)	(7.51)	(6.71)	(14.34)
(2) Diluted	(4.33)	(2.95)	(3.19)	(7.44)	(6.41)	(13.70)

ATHENA GLOBAL TECHNOLOGIES LIMITED

CIN No L74140TG1992PLC014182

2nd floor, Unit No. 203 Gowra Palladium, Sy.No 8A & 8B1 in Survey Nos. 83/1, Serimampally Mandal, Ranga Reddy District, Hyderabad-500081 Telangana India.

+ (91) 4023119633

+ (91) 4023119614

info@athenagt.com

www.athenagt.com




Notes:

- 1) The Consolidated financial results of the Group have been prepared in accordance with Indian Accounting Standards (IND AS) notified under the Companies (Indian Accounting Standards) Rules, 2015 as amended by the companies (Indian Accounting Standards) (Amendment) Rules, 2016.
- 2) The aforementioned Consolidated financial results are reviewed by the Audit Committee of the Board and subsequently taken on record by the board of directors at its meeting held on 14.11.2025.
- 3) The Consolidated Financial results are reviewed by the Statutory Auditors of the Company as per Regulation 33 of the SEBI (Listing Obligation and Disclosure Requirements) Regulations, 2015 and financial results of M/s. Tutoroot Technologies Private Limited, material overseas subsidiaries of the Company were reviewed by other auditors.
- 4) Figures for the previous year/period have been regrouped/reclassified where ever necessary to confirm to the current year's/period's presentation without materially effecting the financial results.
- 5) The Consolidated financial results for the quarter and half year ended 30.09.2025 are also available on the Bombay Stock Exchange website and on the Company's website i.e. www.bseindia.com and www.athenagt.com.

Place : Hyderabad
Date : 14th November, 2025

For Athena Global Technologies Ltd



Chairman & Managing Director

A handwritten signature in black ink, appearing to be 'S. Srinivasan', written over the stamp and the text 'Chairman & Managing Director'.

ATHENA GLOBAL TECHNOLOGIES LIMITED						
STANDALONE SEGMENT-WISE REVENUE, RESULTS, ASSETS AND LIABILITIES FOR THE QUARTER AND HALF YEAR ENDED 30TH SEPTEMBER, 2025.						
(Rs in Lakhs)						
Particulars	Quarter ended			Half year ended		Year ended
	30.09.2025	30.06.2025	30.09.2024	30.09.2025	30.09.2024	31.03.2025
	(Unaudited)	(Unaudited)	(Unaudited)	(Unaudited)	(Unaudited)	(Audited)
1. Segment Revenue						
(a) Software services	331.78	307.92	259.14	639.69	599.46	1,353.23
(b) Real Estate	-	-	112.36	-	112.36	112.36
(c) Leasing Activity	2.01	-	-	2.01	-	-
Gross Revenue	333.79	307.92	371.50	641.71	711.82	1,465.60
2. Segment Results						
(a) Software services	(195.34)	(255.87)	(452.13)	(451.22)	(726.18)	(1,431.95)
(b) Real Estate	-	-	108.85	-	108.85	108.85
(c) Leasing Activity	(215.57)	-	-	(215.57)	-	-
Profit before tax	(410.91)	(255.87)	(343.28)	(666.79)	(617.34)	(1,323.10)
3. Segment Assets						
(a) Software services	12,405.19	11,105.42	9,586.67	12,405.19	9,586.67	10,848.91
(b) Real Estate	14.85	14.85	14.85	14.85	14.85	14.85
(c) Leasing Activity	24,166.90	24,104.61	24,104.61	24,166.90	24,104.61	24,104.61
Total Assets	36,586.93	35,224.88	33,706.13	36,586.93	33,706.13	34,968.37
4. Segment Liabilities						
(a) Software services	8,738.86	9,027.16	10,307.52	8,738.86	10,307.52	9,745.85
(b) Real Estate	74.00	74.00	74.00	74.00	74.00	74.00
(c) Leasing Activity	6,731.71	5,095.62	1,357.94	6,731.71	1,357.94	3,854.52
Total Liabilities	15,544.57	14,196.78	11,739.46	15,544.57	11,739.46	13,674.38

Notes:

- 1) The company's corporate strategy aims at creating multiple drivers of growth anchored on its core competence. The company is currently focused on three segments.
- 2) The business segments comprise the following:
 - (a) Software services : Software development and maintenance services.
 - (b) Real Estate: Revenue from Sale of flats.
 - (c) Leasing Activity : Lease and Other Income from Investment property.
- 3) The segment wise Revenue, Results, Assets and Liabilities figures related to the respective amounts directly identifiable to each of the segments. Unallocable expenditure include expenses incurred on common services at the corporate level.
- 4) Figures for the previous year/period have been regrouped/reclassified where ever necessary to confirm to the current year's/period's presentation without materially effecting the segment results.

Place : Hyderabad
 Date : 14th November, 2025

ATHENA GLOBAL TECHNOLOGIES LIMITED
 CIN No L74140TG1992PLC014182

For Athena Global Technologies Ltd



(Signature)
 Chairman & Managing Director

2nd floor, Unit No. 203 Gowra Palladium, Sy.No 8A & 8B1 in Survey Nos. 83/1, Serilingampally Mandal,
 Ranga Reddy District, Hyderabad-500081 Telangana India.

+ (91) 4023119633

+ (91) 4023119614

info@athenagt.com

www.athenagt.com

ATHENA GLOBAL TECHNOLOGIES LIMITED						
CONSOLIDATED SEGMENT-WISE REVENUE, RESULTS, ASSETS AND LIABILITIES FOR THE						
QUARTER AND HALF YEAR ENDED SEPTEMBER 30, 2025.						
Particulars	Quarter ended			Half year ended		(Rs in Lakhs)
	30.09.2025	30.06.2025	30.09.2024	30.09.2025	30.09.2024	Year ended
	(Unaudited)	(Unaudited)	(Unaudited)	(Unaudited)	(Unaudited)	(Audited)
1. Segment Revenue						
(a) Software services	202.88	258.78	291.25	461.66	629.26	1,210.70
(b) Online Pharmacy Platform Services	2.62	-	-	2.62	1.15	33.45
(c) Online Trade of pharmaceutical products	-	-	-	-	44.18	59.04
(d) Online Education Services	83.11	45.44	51.15	128.54	87.16	213.07
(e) Real Estate	-	-	112.36	-	112.36	112.36
(f) Leasing Activity	2.01	-	-	2.01	-	-
Gross Revenue	290.62	304.21	454.76	594.83	874.11	1,628.62
2. Segment Results						
(a) Software services	(424.01)	(452.79)	(466.72)	(728.08)	(948.69)	(1,960.33)
(b) Online Pharmacy Platform Services	-	29.38	(0.03)	(133.81)	(0.27)	(155.62)
(c) Online Trade of pharmaceutical products	(2.84)	0.38	10.20	-	(1.53)	0.94
(d) Online Education Services	(6.91)	(12.01)	(2.30)	(6.91)	1.81	83.51
(e) Real Estate	-	-	108.85	-	108.85	108.85
(f) Leasing Activity	(215.57)	-	-	(215.57)	-	-
Profit before tax	(649.33)	(435.04)	(350.00)	(1,084.36)	(839.83)	(1,922.65)
3. Segment Assets						
(a) Software services	2,331.66	4,747.22	4,266.19	2,331.66	4,266.19	4,747.22
(b) Online Pharmacy Platform Services	2,283.26	2,308.80	2,293.34	2,283.26	2,293.34	2,308.80
(c) Online Trade of pharmaceutical products	58.81	59.96	57.83	58.81	57.83	59.96
(d) Online Education Services	3,096.88	2,909.23	2,642.08	3,096.88	2,642.08	2,909.23
(e) Real Estate	14.85	14.85	14.85	14.85	14.85	14.85
(f) Leasing Activity	24,166.90	24,104.61	24,104.61	24,166.90	24,104.61	24,104.61
Total Assets	31,952.36	34,144.67	33,378.90	31,952.36	33,378.90	34,144.67
4. Segment Liabilities						
(a) Software services	8,824.44	12,475.19	4,220.90	8,824.44	4,220.90	12,475.19
(b) Online Pharmacy Platform Services	931.82	623.65	2,191.61	931.82	2,191.61	623.65
(c) Online Trade of pharmaceutical products	45.40	55.21	949.42	45.40	949.42	55.21
(d) Online Education Services	925.60	1,617.80	2,639.05	925.60	2,639.05	1,617.80
(e) Real Estate	74.00	74.00	74.00	74.00	74.00	74.00
(f) Leasing Activity	6,731.71	1,357.94	3,854.52	6,731.71	3,854.52	3,854.52
Total Liabilities	17,532.97	16,203.79	13,929.50	17,532.97	13,929.50	18,700.38

Notes:

1) The Group's corporate strategy aims at creating multiple drivers of growth anchored on its core competence. The Group is currently focused on six segments.

2) The business segments comprise the following:

- (a) Software services : Software development and maintenance services.
- (b) Online Pharmacy Platform services: provision of software platform and business support services using Software.
- (c) Online trade of pharmaceutical products: Revenue from Sale of Pharmaceutical Products.
- (d) Online Education Services.
- (e) Real Estate: Revenue from Sale of flats.
- (f) Leasing Activity : Lease and Other Income from Investment property.

ATHENA GLOBAL TECHNOLOGIES LIMITED

CIN No L74140TG1992PLC014182

2nd floor, Unit No. 203 Gowra Palladium, Sy.No 8A & 8B1 in Survey Nos. 83/1, Serilingampally Mandal,
Ranga Reddy District, Hyderabad-500081 Telangana India.

+ (91) 4023119633

+ (91) 4023119614

info@athenagt.com


www.athenagt.com

3) The segment wise Revenue, Results, Assets and Liabilities figures related to the respective amounts directly identifiable to each of the segments after elimination of inter company transactions. Unallocable expenditure include expenses incurred on common services at the corporate level.

4) Figures for the previous year/period have been regrouped/reclassified where ever necessary to confirm to the current year's/period's presentation without materially effecting the segment results.

Place : Hyderabad

Date : 14th November, 2025



For Athena Global Technologies Ltd

(M. Satyendra)

Chairman & Managing Director

ATHENA GLOBAL TECHNOLOGIES LIMITED
Standalone Statement of Assets and Liabilities

	(Rs.in Lakhs)	
Particulars	30.09.2025 (Unaudited)	31.03.2025 (Audited)
Assets		
Non-current assets		
(a) Property, plant and equipment	4.12	3.89
(b) Right-of-use assets	992.66	1,046.21
(c) Capital work in progress	62.28	-
(d) Investment property	23,900.00	23,900.00
(f) Intangibles under development	2.99	2.88
(g) Financial assets		
(i) Investments	4,818.75	4,818.75
(ii) Other financial assets	71.02	52.50
(h) Deferred tax assets (net)	44.00	26.55
	29,895.82	29,850.79
Current assets		
(a) Inventories	-	-
(b) Financial assets		
(i) Trade receivables	1,746.39	1,390.75
(ii) Loans and advances	3,631.22	2,687.58
(iii) Cash and cash equivalents	164.37	31.05
(iv) Other financial assets	515.27	431.58
(c) Current tax assets (net)	12.49	24.86
(d) Other current assets	621.37	551.77
	6,691.11	5,117.59
TOTAL	36,586.93	34,968.37
EQUITY AND LIABILITIES		
Equity		
(a) Equity share capital	1,471.16	1,405.00
(b) Other equity	19,571.20	19,747.62
(c) Money received against share warrents	-	141.38
	21,042.36	21,294.00
Liabilities		
Non-Current Liabilities		
(a) Financial liabilities		
(i) Borrowings	2,872.72	3,705.28
(ii) Lease liabilities	986.03	1,011.98
(iii) Other financial liabilities	1,453.72	1,856.90
(b) Other non-current liabilities	92.60	-
(c) Provisions	84.83	94.36
	5,489.89	6,668.52
Current Liabilities		
(a) Financial liabilities		
(i) Borrowings	3,528.02	3,743.42
(ii) Lease liabilities	49.56	42.30
(iii) Other financial liabilities	5,930.06	2,669.20
(b) Other current liabilities	539.19	543.09
(c) Provisions	7.84	7.84
	10,054.67	7,005.86
TOTAL	36,586.93	34,968.37

ATHENA GLOBAL TECHNOLOGIES LIMITED

CIN No L74140TG1992PLC014182

2nd floor, Unit No. 203 Gowra Palladium, Sy.No 8A & 8B1 in Survey Nos. 837, Serilingampally Mandal,
Ranga Reddy District, Hyderabad-500081 Telangana India

+ (91) 4023119633

+ (91) 4023119614

info@athenagt.com

www.athenagt.com

ATHENA GLOBAL TECHNOLOGIES LIMITED
Consolidated Statement of Assets and Liabilities

(Rs.in Lakhs)

Particulars	30.09.2025 (Unaudited)	31.03.2025 (Audited)
Assets		
Non-current Assets		
(a) Property, plant and equipment	18.51	21.94
(b) Right-of-use assets	992.66	1,046.21
(c) Capital work in progress	62.28	-
(d) Investment property	23,900.00	23,900.00
(e) Other Intangible assets	484.98	3,213.35
(f) Intangibles under development	4,086.26	4,015.56
(g) Financial Assets		
(i) Investments	-	-
(ii) Other financial assets	71.02	40.88
(h) Deferred tax assets (net)	4.97	(8.36)
	29,620.70	32,229.57
Current assets		
(a) Financial assets		
(i) Trade receivables	580.17	387.00
(ii) Cash and cash equivalents	183.98	81.32
(iii) Other financial assets	503.66	431.58
(b) Current tax assets (net)	13.17	24.86
(c) Other current assets	1,050.68	990.33
	2,331.66	1,915.10
	31,952.36	34,144.67
EQUITY AND LIABILITIES		
Equity		
(a) Equity share capital	1,471.16	1,405.00
(b) Other equity	13,034.85	16,469.51
(c) Money received against share warrants	-	141.38
	14,506.01	18,015.89
Non- Controlling Interest	(86.62)	(75.01)
Liabilities		
Non-Current Liabilities		
(a) Financial Liabilities		
(i) Borrowings	3,436.10	3,705.28
(ii) Trade payables	58.16	-
(iii) Lease liabilities	986.03	1,011.98
(iv) Other financial liabilities	1,453.72	1,856.90
(b) Deferred tax liabilities (net)	-	-
(c) Other non-current liabilities	92.60	-
(d) Provisions	107.15	116.68
	6,133.75	6,690.84
Current Liabilities		
(a) Financial Liabilities		
(i) Borrowings	4,049.64	5,197.10
(ii) Trade Payables		
I. Total outstanding dues of micro & small enterprises	-	-
II. Total outstanding dues of others	83.65	169.47
(iii) Lease liabilities	49.56	42.30
(iv) Other Financial Liabilities	6,200.64	2,940.49
(b) Other Current Liabilities	1,007.12	1,150.54
(c) Provisions	8.61	13.05
	11,399.22	9,512.95
TOTAL	31,952.36	34,144.67

ATHENA GLOBAL TECHNOLOGIES LIMITED

CIN No L74140TG1992PLC014182

2nd floor, Unit No. 203 Gowra Palladium, Sy.No 8A & 8B1 in Survey Nos. 83/1 & 83/2, Lingampally Mandal,
Ranga Reddy District, Hyderabad-500081 Telangana India.

+ (91) 4023119633

+ (91) 4023119614

info@athenagt.com

www.athenagt.com

ATHENA GLOBAL TECHNOLOGIES LIMITED		
STANDALONE STATEMENT OF CASH FLOWS FOR THE PERIOD ENDED 30TH SEPTEMBER, 2025		
All amounts in Lakhs. unless otherwise stated		
Particulars	30.09.2025 (Unaudited)	31.03.2025 (Audited)
Cash Flows from Operating Activities		
Net profit/(loss) before tax	(666.79)	(1,323.11)
Adjustments for :		
Depreciation and amortization expense	63.31	46.92
Exchange rate fluctuations	(32.98)	2.44
Provision for doubtful debts/advances/ impairment	15.70	41.82
Finance cost	504.28	1,206.58
Other comprehensive income (net of tax)	(33.38)	16.08
Operating profit before working capital changes	(149.85)	(9.26)
Movements in Working Capital		
(Increase)/Decrease in inventories	-	0.10
(Increase)/Decrease in trade receivables	(338.37)	(371.20)
(Increase)/Decrease in other financial assets	(110.93)	(10.82)
(Increase)/Decrease in loans and advances	(943.64)	205.02
(Increase)/Decrease in other current assets	(69.60)	(65.73)
Increase/(Decrease) in other financial liabilities	3,260.86	2,089.30
Increase/(Decrease) in other liabilities	88.70	(4.16)
Increase/(Decrease) in provisions	(9.53)	3.41
Changes in working capital	1,877.50	1,845.93
Cash generated from operations	1,727.64	1,836.67
Incometax paid	12.37	8.69
Net Cash from operating activities	1,740.01	1,845.36
Cash flow from investing activities		
Profit on sale of Intangibles		
Purchase of property, plant and equipment	(1.26)	(0.17)
Investment in Capital work-in-progress	(62.39)	-
Sale of Investment	-	254.81
Net cash flow from /(used in) investing activities	(63.65)	254.63
Cash flows from/(used in) financing activities		
Issue of equity share capital including securities premium	431.08	-
Finance cost	(504.28)	(1,206.58)
Proceeds from /(Repayment of) Long term borrowings	(832.56)	(1,581.18)
Proceeds from/(Repayment of) Short-term borrowings	(215.40)	321.53
Increase/(Decrease) in lease liabilities	(18.69)	(33.36)
Changes in other financial liabilities	(403.19)	425.00
Net cash used in financing activities	(1,543.04)	(2,074.59)
Net Increase/(Decrease) in cash and cash equivalents	133.32	25.40
Cash and Cash equivalents at the beginning of the year	31.05	5.65
Cash and Cash equivalents at the ending of the year	164.36	31.05
Standalone statement of cash flows has been prepared under the indirect method as set out in Ind AS - 7 specified under Section 133 of the Companies Act 2013.		

ATHENA GLOBAL TECHNOLOGIES LIMITED
 CIN No L74140TG1992PLC014182

2nd floor, Unit No. 203 Gowra Palladium, Sy.No 8A & 8B1 in Survey Nos. 83/1, Serilingampally Mandal,
 Ranga Reddy District, Hyderabad-500081 Telangana India.

☎ + (91) 4023119633

☎ + (91) 4023119614

✉ info@athenagt.com

🌐 www.athenagt.com

ATHENA GLOBAL TECHNOLOGIES LIMITED CONSOLIDATED STATEMENT OF CASH FLOWS FOR THE PERIOD ENDED 30TH SEPTEMBER, 2025 All amounts in Lakhs unless otherwise stated		
Particulars	30.09.2025 (Unaudited)	31.03.2025 (Audited)
Cash Flows from Operating Activities		
Net profit/(loss) before tax	(1,084.36)	(1,922.65)
Adjustments for :		
Depreciation and amortization expense	74.12	61.09
Finance cost	551.50	1,204.48
Provision for doubtful debts/advances/ impairment	15.70	-
Exchange fluctuation gain	(32.02)	-
Operating profit before working capital changes	(475.08)	(657.08)
Movements in working capital		
(Increase)/Decrease in Inventories	-	0.71
(Increase)/Decrease in trade receivables	(175.89)	(126.34)
(Increase)/Decrease in other financial assets	(102.22)	(142.69)
(Increase)/Decrease in other current assets	(60.35)	(33.61)
Increase/(Decrease) in trade payables	(27.66)	(18.27)
Increase/(Decrease) in other financial liabilities	3,260.15	1,706.81
Increase/(Decrease) in other liabilities	(50.88)	225.83
Increase/(Decrease) in provisions	(13.97)	(2.69)
Changes in working capital	2,829.18	1,609.76
Cash generated from operations	2,354.11	952.68
Taxes Paid	11.69	8.79
Net Cash from operating activities (A)	2,365.80	961.47
Cash flows from Investing Activities		
Purchase of Fixed Assets (Including CWIP)	(47.00)	18.97
Purchase/ Sale of other intangible assets	(388.35)	136.43
Increase/(Decrease) in Non-current Investments	-	254.81
(Increase) in Intangibles under development	131.16	(782.94)
Net Cash used in Investing Activities	(304.19)	(372.73)
Cash flows from/(used in) Financing Activities		
Issue of equity share capital including securities premium	431.08	-
Finance cost	(551.50)	(1,204.48)
Proceeds from Long term borrowings	(269.18)	(1,581.18)
Increase/(Decrease) in lease liabilities	(18.69)	(33.36)
Changes in other financial liabilities	(403.19)	425.00
Proceeds from/(Repayment of) Short-term borrowings	(1,147.46)	1,849.23
Net Cash used in Financing Activities	(1,958.94)	(544.80)
Net Increase/(Decrease) in cash and cash equivalents	102.67	43.94
Cash and Cash equivalents at the beginning of the year	81.32	37.38
Cash and Cash equivalents at the ending of the year	183.98	81.32
Consolidated statement of cash flows has been prepared under the indirect method as set out in Ind AS - 7 specified under Section 133 of the Companies Act 2013.		



ATHENA GLOBAL TECHNOLOGIES LIMITED

CIN No L74140TG1992PLC014182

2nd floor, Unit No. 203 Gowra Palladium, Sy.No 8A & 8B1 in Survey Nos. 83/1, Serilingampally Mandal,
Ranga Reddy District, Hyderabad-500081 Telangana India.

+ (91) 4023119633

+ (91) 4023119614

info@athenagt.com

www.athenagt.com



Independent Auditor's Review Report on Standalone Quarterly Unaudited Financial Results

THE BOARD OF DIRECTORS OF Athena Global Technologies Limited (Formerly known as VJIL Consulting Limited)

We have reviewed the accompanying statement of Standalone unaudited financial results of **ATHENA GLOBAL TECHNOLOGIES LIMITED** ('the Company') for the Quarter ended 30th September, 2025 and for the period from 1st April, 2025 to 30th September, 2025. This statement is the responsibility of the Company's Management and has been approved by the Board of Directors. Our responsibility is to issue a report on these financial statements based on our review.

We conducted our review of the Statement in accordance with the Standard on Review Engagements (SRE) 2410 "Review of Interim Financial Information Performed by the Independent Auditor of the Entity", issued by the Institute of Chartered Accountants of India. This standard requires that we plan and perform the review to obtain moderate assurance as to whether the financial statements are free of material misstatement. A review is limited primarily to inquiries of company personnel and analytical procedures applied to financial data and thus provide less assurance than an audit. We have not performed an audit and accordingly, we do not express an audit opinion.

Based on our review conducted as above, nothing has come to our attention that causes us to believe that the accompanying statement of unaudited financial results prepared in accordance with applicable accounting standards and other recognized accounting practices and policies has not disclosed the information required to be disclosed in terms of Regulation 33 of the SEBI (Listing Obligations and Disclosure Requirements) Regulations, 2015 including the manner in which it is to be disclosed, or that it contains any material misstatement.

For Ramanatham & Rao
Chartered Accountants
FRN: 2974S

(V V LAKSHMI PRASANNA A)
Partner
ICAI Regn.No.243569
UDIN: 25243569BMMIQO4620

Place: Hyderabad
Date: 14-11-2025





Independent Auditor's Review Report on Consolidated unaudited quarterly financial results

THE BOARD OF DIRECTORS OF Athena Global Technologies Limited (Formerly known as VJIL Consulting Limited)

1. We have reviewed the accompanying Statement of Consolidated Unaudited Financial Results of **ATHENA GLOBAL TECHNOLOGIES LIMITED** ("the Parent") ("the Parent") and its subsidiaries (the Parent and its subsidiaries together referred to as "the Group"), for the quarter ended 30th September, 2025 and for the period from 1st April, 2025 to 30th September, 2025 ("the Statement"), being submitted by the Parent pursuant to the requirement of Regulation 33 of the SEBI (Listing Obligations and Disclosure Requirements) Regulations 2015, as amended.
2. This Statement, which is the responsibility of the Parent's Management and approved by the Parent's Board of Directors, has been prepared in accordance with the recognition and measurement principles laid down in Indian Accounting Standard 34 "Interim Financial Reporting" ("Ind AS 34"), prescribed under Section 133 of the Companies Act, 2013, and other accounting principles generally accepted in India. Our responsibility is to express a conclusion on the Statement based on our review.
3. We conducted our review of the Statement in accordance with the Standard on Review Engagements (SRE) 2410 "Review of Interim Financial Information Performed by the Independent Auditor of the Entity", issued by the Institute of Chartered Accountants of India. A review of interim financial information consists of making inquiries, primarily of persons responsible for financial and accounting matters, and applying analytical and other review procedures. A review is substantially less in scope than an audit conducted in accordance with Standards on Auditing and consequently does not enable us to obtain assurance that we would become aware of all significant matters that might be identified in an audit. Accordingly, we do not express an audit opinion.

We also performed procedures in accordance with the circular issued by the SEBI under Regulation 33 (8) of the SEBI (Listing Obligations and Disclosure Requirements) Regulations, 2015, as amended, to the extent applicable.

4. The Statement includes the results of the following entities:
 - (i) Medley Medical Solutions Private Limited, Hyderabad and its Two indian Subsidiaries and one foreign subsidiary(Consolidated results of Medley Medical Solutions Private Limited).
 - (ii) Tutoroot Technologies Private Limited, Hyderabad
 - (iii) Athena Global Technologies, Inc, Unites Sates of America.



5. Based on our review conducted and procedures performed as stated in paragraph 3 above and based on the consideration of the review reports of the branch auditors and other auditors referred to in paragraph 6 below, nothing has come to our attention that causes us to believe that the accompanying statement, prepared in accordance with the recognition and measurement principles laid down in the aforesaid Indian Accounting Standard and other accounting principles generally accepted in India, has not disclosed the information required to be disclosed in terms of Regulation 33 of the SEBI (Listing Obligations and Disclosure Requirements) Regulations, 2015, as amended, including the manner in which it is to be disclosed, or that it contains any material misstatement.
6. The consolidated un audited financial results includes the financial results of 1 (One) subsidiaries which have been reviewed by their auditors, whose financial results reflect total revenue of Rs. 83.11 Lakhs for the quarter ending 30th September, 2025 and Rs. 128.54 Lakhs for the half year ending 30th September, 2025, total net profit/(loss) after tax of Rs. 0.50 Lakhs for the quarter ending 30th September, 2025 and Rs. (10.46) Lakhs for the half year ending 30th September, 2025, total comprehensive income/(loss) of Rs. 0.50 Lakhs for the quarter ending 30th September, 2025 and Rs. (10.46) Lakhs for the half year ending 30th September, 2025, and Cash flows (net) of Rs. (1.09) Lakhs for the period from 1st April, 2025 to 30th September, 2025, as considered in the consolidated unaudited financial results. According to the information and explanations given to us by the Management, these financial results are not material to the Group.

Our conclusion on the Statement is not modified in respect of the matters..

7. The consolidated unaudited financial results includes the financial results of 1 (One) subsidiaries which have been reviewed by Us, whose financial results reflect total revenue of Rs. 2.62 Lakhs for the quarter ending 30th September, 2025 and Rs. 2.62 Lakhs for the half year ending 30th September, 2025, total net profit/(loss) after tax of Rs. (51.19) Lakhs for the quarter ending 30th September, 2025 and Rs. (133.81) Lakhs for the half year ending 30th September, 2025, total comprehensive income/(loss) of Rs. (54.29) Lakhs for the quarter ending 30th September, 2025 and Rs. (136.91) Lakhs for the half year ending 30th September, 2025, and Cash flows (net) of Rs. (6.96) Lakhs for the period from 1st April, 2025 to 30th September, 2025, as considered in the consolidated unaudited financial results. According to the information and explanations given to us by the Management, these financial results are not material to the Group.
8. The consolidated unaudited financial results includes the financial results of 1 (One) subsidiaries which have not been reviewed by their auditors,, whose financial results total revenues of Rs. 111.91 Lakhs for the quarter ending 30th September, 2025 and Rs. 309.39 lakhs for the half year ending 30th September, 2025, total net profit/(loss) after tax of Rs. (144.89) Lakhs for the quarter ending 30th

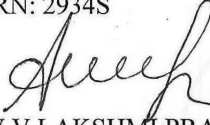


Ramanatham & Rao

Chartered Accountants

September,2025 and Rs. (254.74) lakhs for the half year ending 30th September,2025 and total comprehensive income/loss of Rs. (160.85) Lakhs for the quarter ending 30th September,2025 and Rs. (261.78) For the half year ending 30th September,2025 and cash Flows (net) of Rs. (22.58) lakhs for the period from 1st April,2025 to 30th September,2025, considered in the consolidated unaudited financial results. These financial results have been reviewed by other auditors whose reports have been furnished to us by the Management and our conclusion on the Statement, in so far as it relates to the amounts and disclosures included in respect of these subsidiaries, associates and joint ventures, is based solely on the reports of the other auditors and the procedures performed by us stated in paragraph 3 above.

For Ramanatham & Rao
Chartered Accountants
FRN: 2934S



(V V LAKSHMI PRASANNA A)

Partner

ICAI Regn.No.243569

UDIN: 25243569BMMIQP7456

Place: Hyderabad

Date: 14.11.2025



Statement of Deviation / Variation in utilisation of funds raised						
Name of listed entity	Athena Global Technologies Limited					
Mode of Fund Raising	Preferential Issues of share warrants					
Date of Raising Funds	February 12th, 2024 (25 % up front amount of the Share warrants) August 11, 2025 (75% amount of the share warrants)					
Amount Raised	Rs. 5,65,50,000 (Received 25% up front amount of the Share Warrants amounting Rs. 1,41,37,500 and remaining 75% of Share Warrants amounting to 4,24,12,500 received on August 11 th , 2025.)					
Report filed for Quarter ended	30th September, 2025					
Monitoring Agency	Not Applicable					
Monitoring Agency Name, if applicable	Not Applicable					
Is there a Deviation/Variation in use of funds raised	No					
If yes, whether the same is pursuant to change in terms of a contract or objects, which was approved by the shareholders						
If Yes, Date of shareholder Approval	Not Applicable					
Explanation for the Deviation / Variation	Not Applicable					
Comments of the Audit Committee after review	Not Applicable					
Comments of the auditors, if any	Not Applicable					
Objects for which funds have been raised and where there has been a deviation, in the following table						
Original Object	Modified Object, if any	Original Allocation as on 12 th February, 2024	Modified allocation, if any	Funds Utilized till 30 th September, 2025	Amount of Deviation/ Variation for the quarter according to applicable object	Remarks if any
The object of raising equity share capital by issuing warrants are: i. To fund long term capital requirements for future growth of the Company ii. To meet working capital requirement and reducing debts; and iii. To meet General Corporate Purpose.	Not Applicable	Rs.1,41,37,500 (25% Up front amount of total allotment of share warrants) Remaining 75% aggregate to Rs. 4,24,12,500 received on August 11 th , 2025.	Not Applicable	Rs. 5,65,50,000	Not Applicable	No Deviation
Deviation or variation could mean: (a) Deviation in the objects or purposes for which the funds have been raised or (b) Deviation in the amount of funds actually utilized as against what was originally disclosed or (c) Change in terms of a contract referred to in the fund raising document i.e. prospectus, letter of offer, etc						
For Athena Global Technologies Limited						
M. Satyendra Chairman & Managing Director DIN: 01843557						


Annexure-5

Disclosure under Regulation 30 of SEBI (Listing Obligations and Disclosure Requirements) Regulations, 2015 as amended:

Sr.No	Particulars	Disclosure
1.	Name(s) of parties with whom the agreement is entered	Centaurus SPAV Ventures LLP
2.	Purpose of entering into the agreement	Entered into lease agreement for leasing of 1,25,048 square feet square feet, which is entire 14 th floor (North & South Wing) of the building
3.	Size of agreement	The Lessee agrees to pay to the Lessor a one-time upfront lease premium of ₹85,87,50,000 (Rupees Eighty-Five Crore Eighty-Seven Lakh Fifty Thousand only) for the use and occupation of the Leased Premises, as mutually agreed upon between the parties.
4.	Shareholding, if any, in the entity with whom the agreement is executed	NO
5.	Significant terms of the agreement (in brief) special rights like right to appoint directors, first right to share subscription in case of issuance of shares, right to restrict any change in capital structure etc.;	The property is leased for a long-term period of 99 years , giving the Lessee long-term possession and usage rights over the premises.
6.	Whether the promoter/ promoter group/group companies have any interest in that entity to whom the order(s)/contract(s) If Yes, nature of interest and details thereof;	NO
7.	Whether the same would fall within related party transactions? If yes, whether the same is done at "arm's length".	Not a related party transaction
8.	In case of issuance of shares to the parties, details of issue price, class of shares issued	Not Applicable
9.	any other disclosures related to such agreements, viz., details of nominee on the board of directors of the listed entity, potential conflict of interest arising out of such agreements, etc.	Not Applicable

ATHENA GLOBAL TECHNOLOGIES LIMITED

CIN No L74140TG1992PLC014182

 2nd floor, Unit No. 203 Gowra Palladium, Sy.No 8A & 8B1 in Survey Nos. 83/1, Serilingampally Mandal, Ranga Reddy District, Hyderabad-500081 Telangana India.

10.	In case of termination or amendment of agreement, listed entity shall disclose additional details to the stock exchange(s):	Not Applicable -
a.	name of parties to the agreement;	
b.	nature of the agreement;	
c.	date of execution of the agreement;	
d.	details of amendment and impact thereof or reasons of termination and impact thereof.	

This is for your information and records.


Thanking you,

**Regards,
For Athena Global Technologies Limited**

**Gayathri Prithviraj
Company Secretary & Compliance Officer**

ATHENA GLOBAL TECHNOLOGIES LIMITED

CIN No L74140TG1992PLC014182

 2nd floor, Unit No. 203 Gowra Palladium, Sy.No 8A & 8B1 in Survey Nos. 83/1, Serilingampally Mandal, Ranga Reddy District, Hyderabad-500081 Telangana India.